

XCELL XP 12-12

12V 12 AH (20 HOUR)

Nominal Voltage		12 V
Capacity (25 °C)	20HR(10.5V)	12Ah
	10HR(10.5V)	11Ah
	1HR(9.60V)	7.8Ah
Dimension	Length	151±1.5mm (5.94inch)
	Width	98±1mm (3.86inch)
	Height	95±1mm (3.74inch)
	Total Height	101±1mm (3.98inch)
Approx. Weight		3.6kg (7.94lbs)±5%
Terminal type		T2/T1
Internal resistance (Fully charged, 25 °C)		Approx. 19mΩ
Capacity affected by temperature (20HR)	40°C	102%
	25°C	100%
	0°C	85%
	-15°C	65%
Self-discharge (25 °C)	3 month	Remaining Capacity: 91%
	6 month	Remaining Capacity: 82%
	12 month	Remaining Capacity: 65%
Nominal operating temperature		25°C±3°C(77°F±5°F)
Operating temperature range	Discharge	-15°C~50°C(5°F~122°F)
	Charge	-10°C~50°C(14°F~122°F)
	Storage	-20°C~50°C(-4°F~122°F)
Float charging voltage(25°C)	13.60 to 13.80V Temperature compensation: -18mV/°C	
Cyclic charging voltage(25°C)	14.50 to 14.90V Temperature compensation: -30mV/°C	
Maximum charging current	3.6A	
Terminal material	Copper	
Maximum discharge current	180A(5 sec.)	
Designed floating life(20°C)	3~5 years	

- ◆ Absorbent glass mat technology;
- ◆ Recognized by UL & CE;
- ◆ ABS container.

Constant Current Discharge Characteristics (A, 25 °C)

F.V/TIME	10min	15min	30min	60min	2h	3h	4h	5h	8h	10h	20h
9.60V	28.8	22.8	12.7	7.80	4.26	3.06	2.45	2.08	1.35	1.13	0.61
9.90V	27.9	22.3	12.5	7.68	4.24	3.04	2.43	2.07	1.34	1.13	0.61
10.2V	26.8	21.4	12.1	7.49	4.20	3.02	2.42	2.05	1.33	1.12	0.60
10.5V	25.6	20.7	11.8	7.34	4.14	3.00	2.40	2.04	1.32	1.12	0.60
10.8V	24.2	19.6	11.4	7.11	4.03	2.91	2.33	1.98	1.28	1.09	0.59

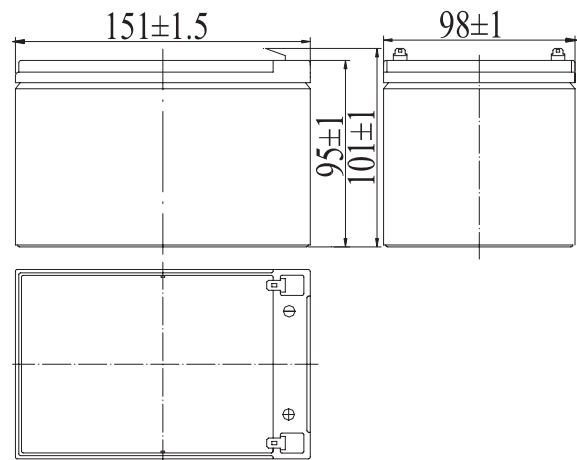
Constant Power Discharge Characteristics (Watt, 25 °C)

F.V/TIME	10min	15min	30min	60min	2h	3h	4h	5h	8h	10h	20h
9.60V	325	260	146	90.3	49.9	36.4	29.2	24.8	16.2	13.6	7.31
9.90V	315	254	143	89.0	49.6	36.1	29.0	24.7	16.1	13.5	7.28
10.2V	302	244	138	86.7	49.1	35.9	28.8	24.5	16.0	13.5	7.24
10.5V	289	236	135	85.0	48.4	35.6	28.6	24.4	15.8	13.4	7.20
10.8V	273	224	130	82.4	47.2	34.6	27.7	23.6	15.4	13.1	7.06

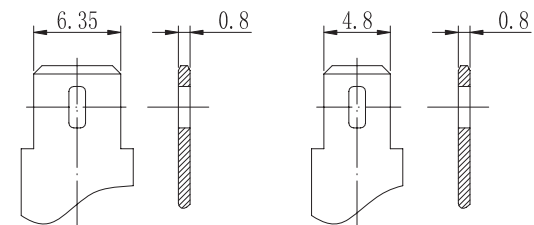
Note: The above characteristics data can be obtained within three charge/discharge cycles.



Dimensions



Terminal



Terminal T2

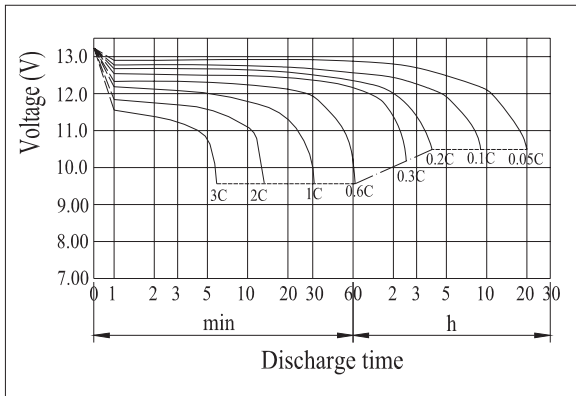
Terminal T1

XCELL XP 12-12

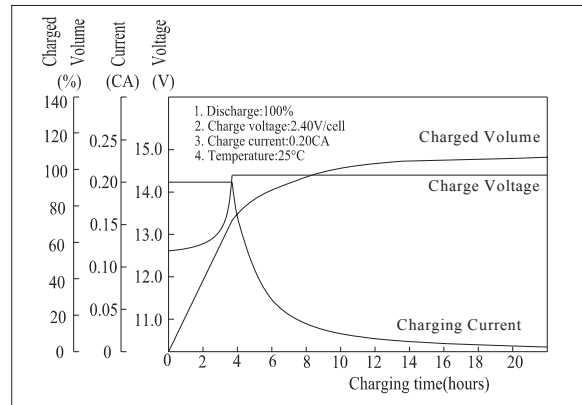
12V 12AH (20 HOUR)



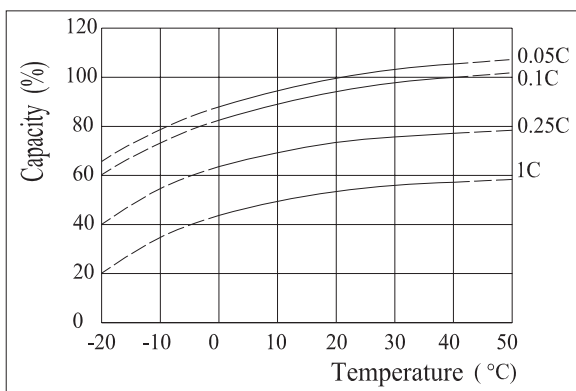
Discharge Characteristics(25°C)



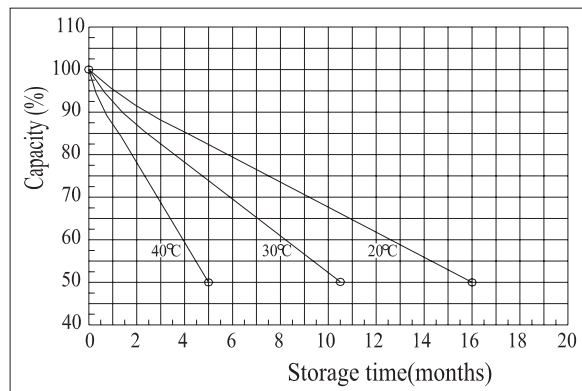
Charging Characteristics(25°C)



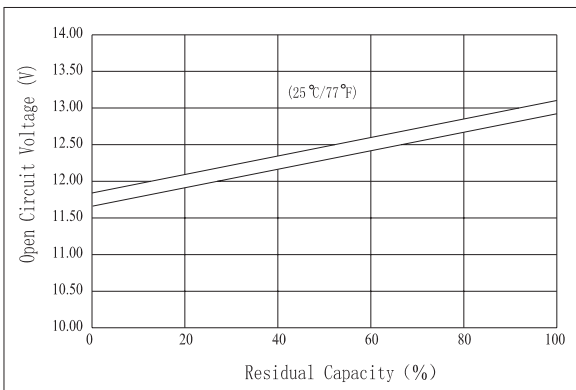
Effect of Temperature on Capacity



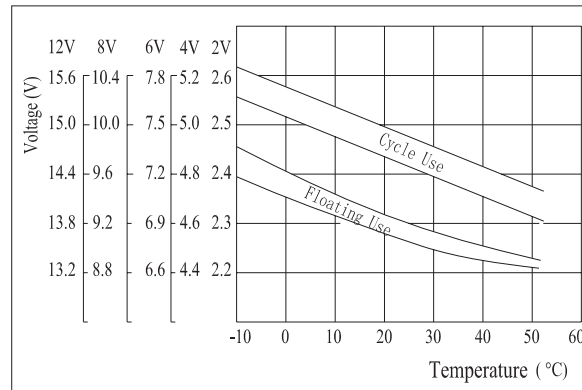
Self-discharge Characteristics



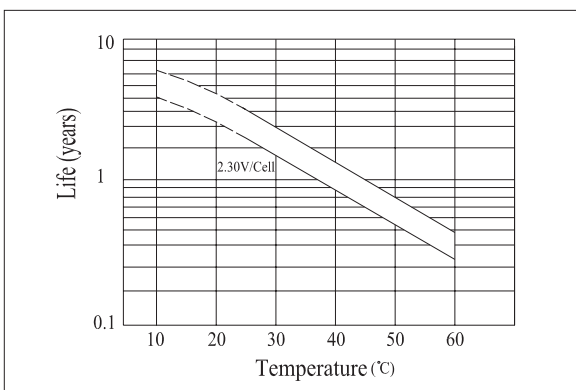
The Relationship for Open Circuit Voltage and Residual Capacity (25°C)



The Relationship for Charging Voltage and Temperature



Floating Life on Temperature



Cycle Life on D.O.D(25°C)

