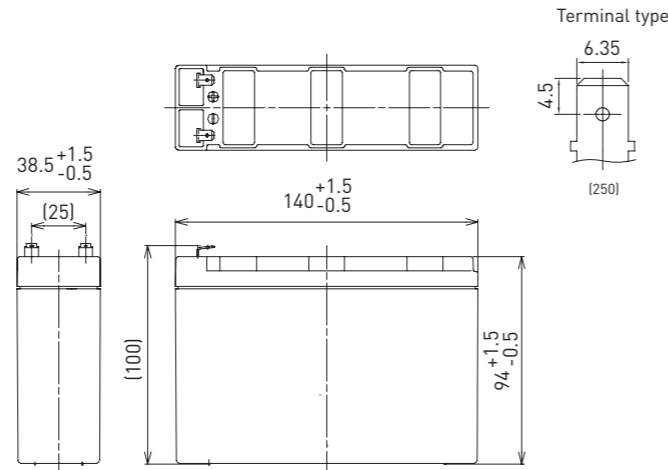


UP-VW1220P

DIMENSIONS (MM)



FOR STANDBY POWER SUPPLIES.
EXPECTED TRICKLE DESIGN LIFE: 6 - 9 YEARS AT 20°C
ACCORDING TO EUROBAT.



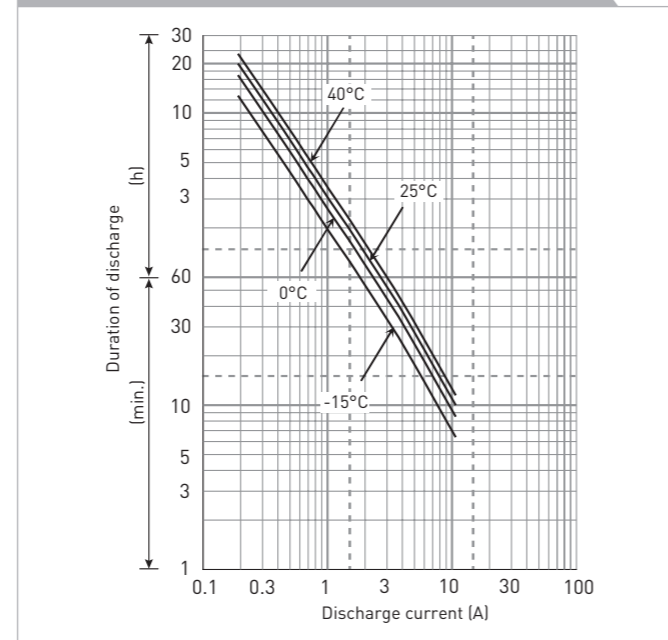
Battery case resin: flame retardant (UL94 V-0)

Contents indicated (including the recycle marking, etc.) are subject to change without notice.

SPECIFICATIONS

Name	UP-VW1220P1
Nominal voltage	12V
Rated power (cell@10MR)	20W
Dimensions	Length 140mm
	Width 38.5mm
	Height 100mm
Approx. mass	1.30kg
Terminal	Faston 250
Capacity (25°C)	30 minute rate 57W
	15 minute rate 91W
	10 minute rate 120W
	5 minute rate 180W
Impedance	Fully charged battery (25°C) 40mΩ
	Temperature dependency of capacity (20 hour rate)
Self-discharge (25°C)	40°C 102%
	25°C 100%
	0°C 85%
	-15°C 65%
Self-discharge (25°C)	After 3 month 91%
	After 6 month 82%
	After 12 month 64%

DURATION OF DISCHARGE VS. DISCHARGE CURRENT



WATT TABLE (25°C)

Cut-off	Duration (h)															
	3min.	5min.	10min.	15min.	20min.	30min.	45min.	1h	1.5h	2h	3h	4h	5h	6h	10h	20h
9.6V	237	180	120	91.0	75.0	57.0	41.8	33.4	23.0	17.8	13.2	10.2	8.39	6.75	4.47	2.42
9.9V	227	173	116	89.1	74.0	54.5	39.3	31.6	21.3	16.7	12.5	9.56	7.88	6.36	4.21	2.29
10.2V	217	167	113	87.0	73.0	52.0	37.9	30.2	20.3	15.9	12.0	9.24	7.60	6.14	4.05	2.22
10.5V	197	152	108	84.5	69.5	49.5	35.4	28.3	18.7	14.8	11.6	8.86	7.26	5.83	3.88	2.12
10.8V	177	137	102	82.0	66.0	47.0	33.7	26.6	17.8	13.4	10.7	8.33	6.77	5.49	3.68	2.02

AMPERE TABLE (25°C)

Cut-off	Duration (h)															
	3min.	5min.	10min.	15min.	20min.	30min.	45min.	1h	1.5h	2h	3h	4h	5h	6h	10h	20h
9.6V	21.3	16.1	10.7	7.91	6.47	4.87	3.56	2.84	1.95	1.50	1.11	0.851	0.701	0.563	0.373	0.231
9.9V	20.4	15.6	10.4	7.75	6.38	4.62	3.35	2.68	1.80	1.41	1.05	0.800	0.658	0.530	0.351	0.217
10.2V	19.5	15.0	10.1	7.57	6.29	4.44	3.23	2.56	1.72	1.34	1.01	0.773	0.635	0.512	0.338	0.211
10.5V	17.7	13.7	9.60	7.35	5.99	4.23	3.02	2.41	1.59	1.25	0.971	0.742	0.606	0.487	0.323	0.202
10.8V	15.9	12.3	9.11	7.13	5.69	4.02	2.87	2.26	1.51	1.13	0.895	0.697	0.565	0.458	0.306	0.193

All mentioned values are average values

UP-VW1220P

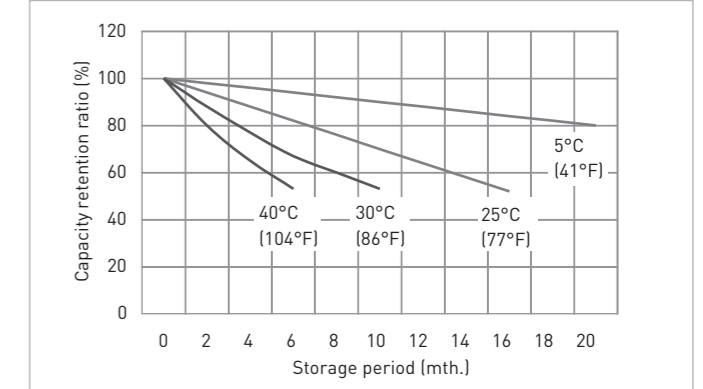
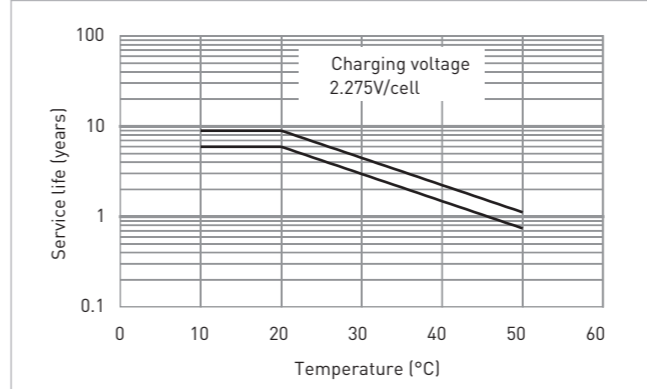
CHARGING METHOD (25°C)

Trickle use Control voltage: 13.6V - 13.8V
Initial current: 0.600A or smaller

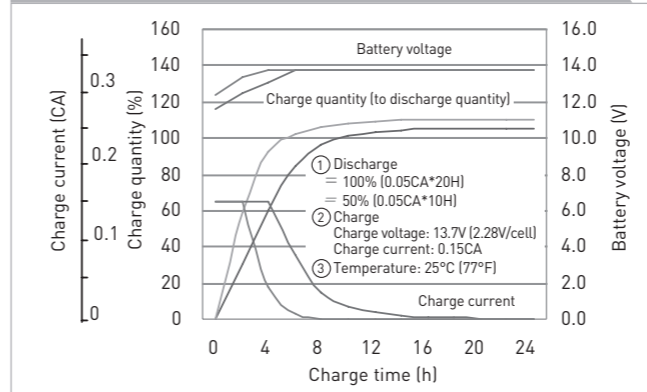
CUT-OFF VOLTAGE

Discharge current	0.200A - 0.800A	0.800A - 2.00A	2.00A - 4.00A	4.00A - 8.00A	8.00A - 12.0A
Cut-off voltage	10.5V	10.2V	9.9V	9.3V	8.7V

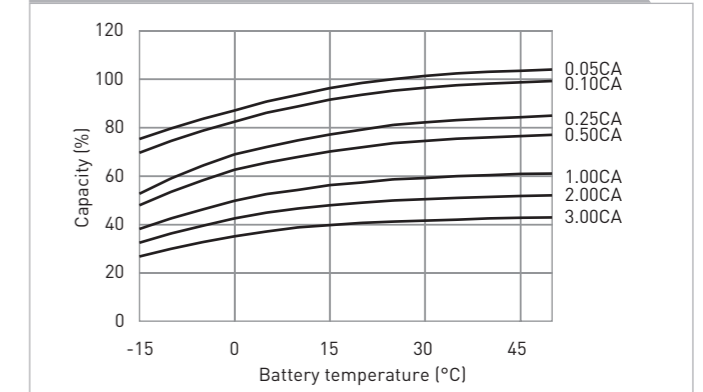
INFLUENCE OF TEMPERATURE ON TRICKLE LIFE



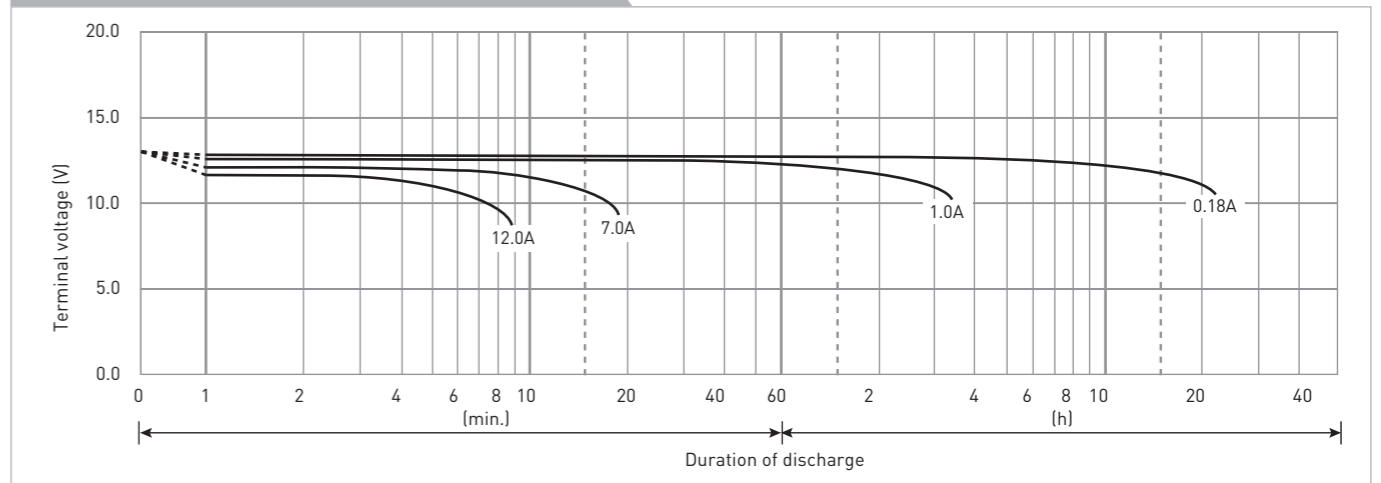
CONSTANT-VOLTAGE CONSTANT-CURRENT CHARGE CHARACTERISTICS FOR TRICKLE USE



DISCHARGE CAPACITY BY TEMPERATURE AND BY DISCHARGE CURRENT



DISCHARGE CHARACTERISTICS



The data in this document are for descriptive purposes only and are not intended to make or imply any guarantee or warranty. Regarding handling and safety please consult our VRLA technical handbook chapter 1.