

WP7.2-12A 12Volt 7.2Ah

Specifications

Nominal Voltage(V) **12V**

Nominal Capacity

20 hour rate	(0.36A to 10.50V)	7.2Ah
10 hour rate	(0.684A to 10.50V)	6.84Ah
5 hour rate	(1.224A to 10.20V)	6.12Ah
1 C	(7.2A to 9.60V)	4.08Ah
3 C	(21.6A to 9.60V)	2.88Ah

Weight **Approx. 2.35kg(5.17Lbs.)**

Internal Resistance (at 1KHz) **Approx. 19 mΩ**

Maximum Discharge Current for

5 seconds: **108A**

Charging Methods at 25°C (77°F)

Cycle use:

Charging Voltage **14.4 to 15.0V**

Coefficient **-5.0mV/°C/cell**

Maximum Charging Current : **2.16A**

Standby use:

Float Charging Voltage **13.5 to 13.8V**

Coefficient **-3.0mV/°C/cell**

Operating Temperature Range

Charge **-15°C (5°F) to 40°C (104°F)**

Discharge **-15°C (5°F) to 50°C (122°F)**

Storage **-15°C (5°F) to 40°C (104°F)**

Charge Retention (shelf life) at 20°C (68°F)

1 month **92%**

3 month **90%**

6 month **80%**

Case Material **ABS**

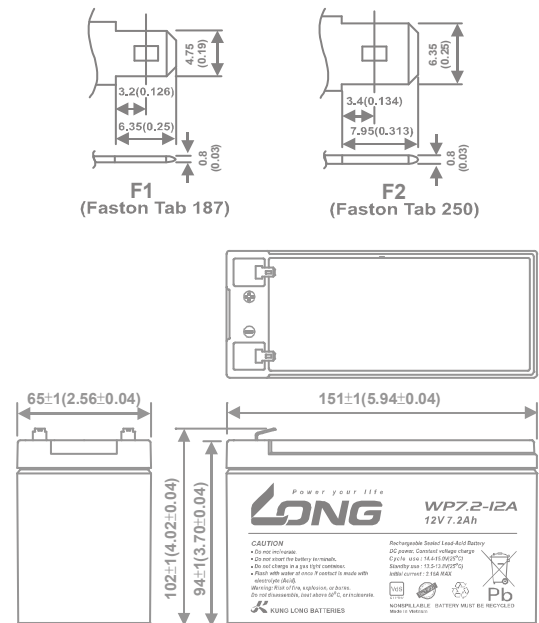
(Option: UL94 HB & UL94 V-0 flame retardant)

Terminal **F1 or F2 (Faston Tab 187 or 250)**

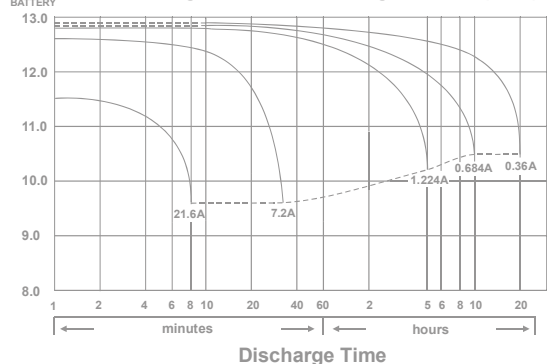


Dimensions

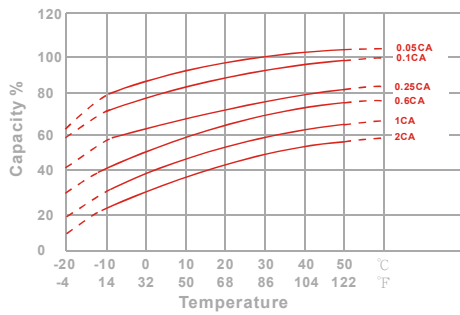
mm(inch)



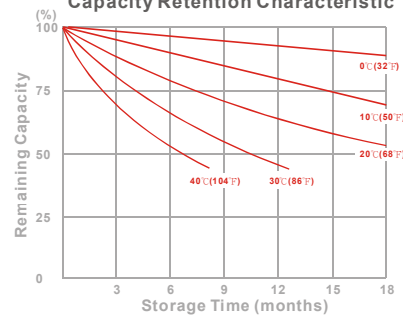
(V) FOR 12V BATTERY Discharge Time VS. Discharge Current (25°C)



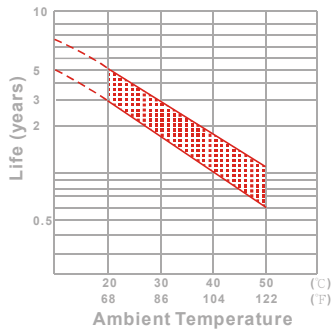
Effect of Temperature on Capacity 25°C(77°F)



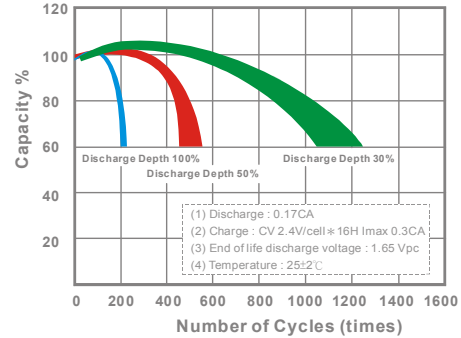
Capacity Retention Characteristic



Trickle (or float) Service Life



Cycle Service Life



- PERFORMANCE DATA

Discharge Rates in Watts to Various End Voltages at 25°C(77°F)

End Voltage		1.85V	1.80V	1.75V	1.70V	1.67V	1.65V	1.60V
Time								
5	min	270	297	318	336	342	348	363
10	min	201	220	232	233	236	238	245
15	min	150	162	171	177	179	181	184
30	min	94.1	99.0	102	105	106	107	109
60	min	59.5	61.1	62.3	63.3	63.4	63.8	64.5
120	min	32.2	33.2	33.9	34.5	34.6	35.0	35.3
180	min	22.9	23.6	24.3	24.8	25.0	25.3	25.6
240	min	17.7	18.5	19.1	19.4	19.5	19.7	19.9
300	min	14.8	15.4	15.9	16.3	16.5	16.6	16.8
600	min	8.29	8.63	9.14	9.22	9.25	9.32	9.44
1200	min	4.37	4.56	4.80	4.85	4.87	4.90	4.96

- Discharge Rates in Amperes to Various End Voltages at 25°C(77°F)

End Voltage		1.85V	1.80V	1.75V	1.70V	1.67V	1.65V	1.60V
Time								
5	min	24.8	27.7	30.1	32.2	33.0	33.8	35.6
10	min	17.5	19.2	20.4	20.8	21.0	21.3	22.0
15	min	14.2	15.1	15.6	15.9	16.0	16.2	16.5
30	min	8.61	8.92	9.14	9.30	9.38	9.45	9.61
60	min	4.96	5.11	5.23	5.34	5.37	5.40	5.46
120	min	2.62	2.71	2.78	2.84	2.86	2.89	2.92
180	min	1.83	1.89	1.95	2.00	2.02	2.04	2.07
240	min	1.42	1.49	1.54	1.57	1.58	1.59	1.61
300	min	1.19	1.24	1.31	1.33	1.34	1.35	1.36
600	min	0.654	0.683	0.724	0.732	0.736	0.741	0.751
1200	min	0.339	0.355	0.375	0.380	0.382	0.385	0.390

All data on the spec. sheet is an average value:

The tolerance range : $X < 6\text{min}$ (+15%~-15%), $6\text{min} \leq X < 10\text{min}$ (+12%~-12%), $10\text{min} \leq X < 60\text{min}$ (+8%~-8%), $X \geq 60\text{min}$ (+5%~-5%)

040814-1D