



MODEL: SP15-12(15AH/20HR)



● **Product Specification**

Nominal Voltage: 12 V

Rated Capacity:

20Hour Rate (0.75A to 10.5V)	15.0 AH
10Hour Rate (1.40A to 10.5V)	14.0 AH
5Hour Rate (2.25A to 10.5V)	12.75 AH
2Hour Rate (5.0A to 10.5V)	12.0AH

Dimension and Weight

Length	151mm±1mm
Width	99mm±1mm
Height	98mm±1mm
Total Height	102mm±1mm
Wright(WT)	4.40kg

Internal Resistance: Fully charged Battery $\leq 20\text{ m}\Omega$

Self discharge Rate: 20°C, 4% first month, after 1% per month

Operating Temperature Range:

Discharge	-35°C(-31°F) ~50°C(122°F)
Charge	-15°C(5°F)~40°C(104°F)
Storage	-15°C(5°F)~40°C(104°F)

Charging Methods:

Floating Use	13.5V~13.8V(20°C), Compensation coefficient-3mv/cell/°C
Cycling Use	14.4V~15.0V(20°C), Compensation coefficient-5mv/cell/°C
Max Charge Current	0.3C(A)

Case ABS

Applications Electric Bicycle, Electric Vehicle, Electric Slide Vehicle, Solar Power, Wind Power, Telecom Systems, UPS

● **General Features**

High Corrosion Resistant Performance:Pb-Ca multi-alloy grid
Patented Silicate Compound Electrolyte:Minor acid vapor, environment friendly.

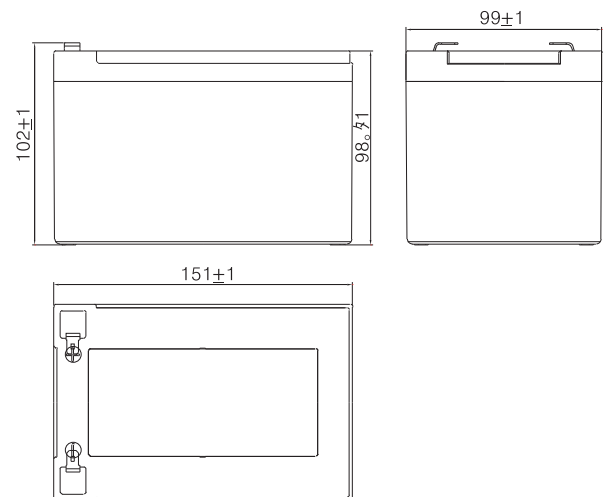
High Energy Density and Power Density.

Excellent Charge Acceptance Ability.

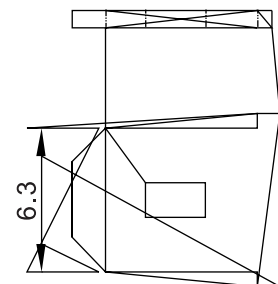
Strong High and Low Temperature Performance.

Optimized Capability of Instant High-current Discharging

● **Outer Dimensions**



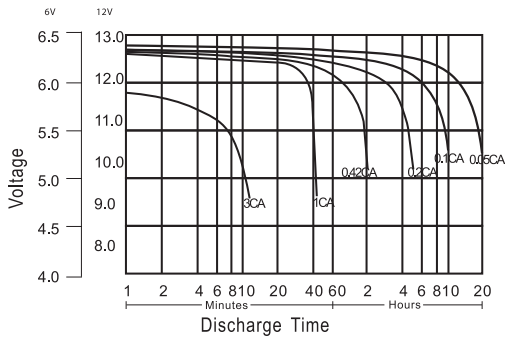
● **Terminal Type**



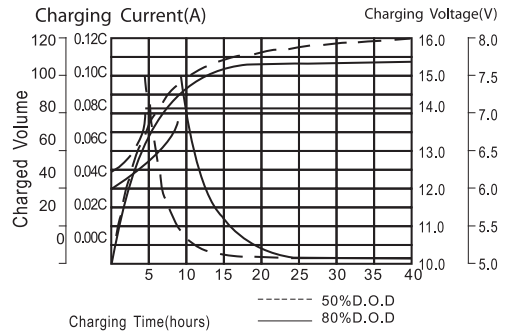


MODEL: SP15-12(15AH/20HR)

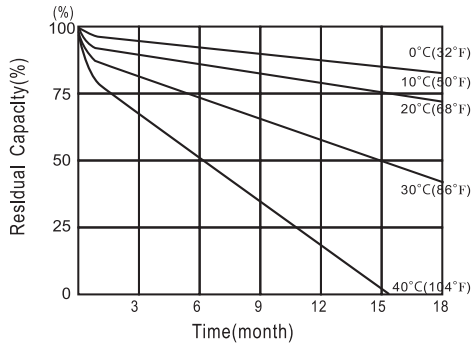
Discharge Characteristic Curves



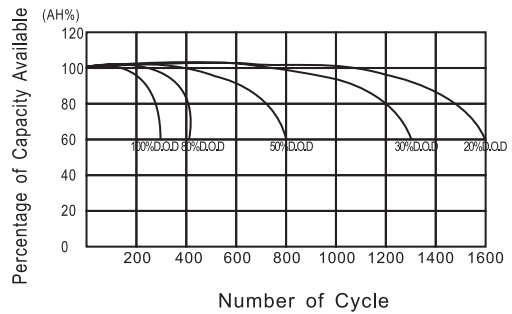
Constant Voltage Charging For Standby Use Batteries



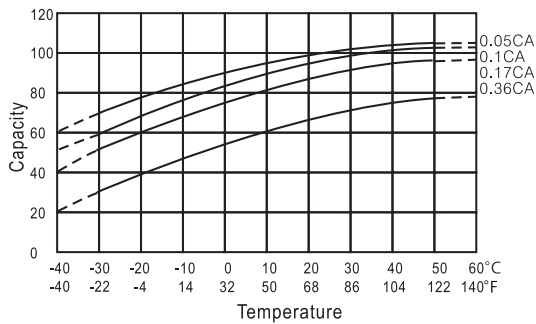
Self-Discharge Characteristics



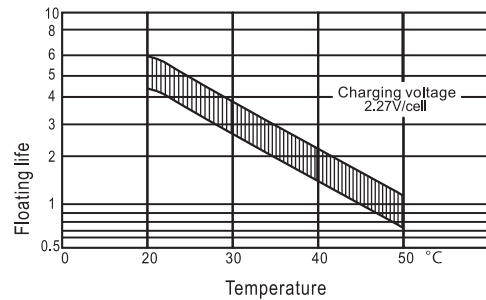
Cycle Service Life



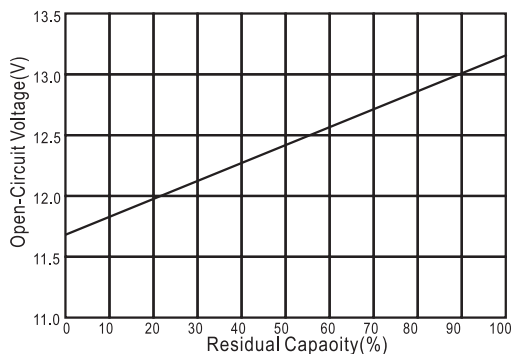
Effect of Temperature on Capacity



Float Service Life



Open-Circuit Voltage and Residual Capacity



Charge Curves

